

LD: Taylor Frith-Brown  
tfrith20@student.scad.edu
















---

## TABLE OF CONTENTS



LX 1 .....	1	LX 5 .....	3
LX 1.5 .....	1	LX 6 .....	4
LX 2 .....	2	LX 7 .....	4
LX 2.5 .....	2	LX A .....	5
LX 3 .....	2	LX B .....	6
LX 3.5 .....	3	LX C .....	6
LX 4 .....	3	LX D .....	7
LX 4.5 .....	3	PRACTICAL .....	8

LD: Taylor Frith-Brown  
tfrith20@student.scad.edu




**LX 1**

U#	Purpose	Type & Acc & Load	Color	Gobo	Chan	Dim
1	Warm Back	Star Par CDM WFL 39w	 R302		(87)	10
2a	Wall Wash Cool	3 Cell/3 Cir Ground Cyc 2kW	 L202 + R113 H + R113 V		(405)	9
2b	Wall Wash NC	3 Cell/3 Cir Ground Cyc 2kW	 R113 H + R113 V		(415)	13
2c	Wall Wash Warm	3 Cell/3 Cir Ground Cyc 2kW	 R302 + R113 H + R113 V		(425)	15
3	BT Back	S4 PARNel 575w	 R65		(107)	12
4	LED DL	ToughPAR Zoom	 N/C		(210)	
5	Warm Back	Star Par CDM WFL 39w	 R302		(88)	11
6	LED DL	ToughPAR Zoom	 N/C		(211)	
7a	Wall Wash Cool	3 Cell/3 Cir Ground Cyc 2kW	 L202 + R113 H + R113 V		(405)	9
7b	Wall Wash NC	3 Cell/3 Cir Ground Cyc 2kW	 R113 H + R113 V		(415)	13
7c	Wall Wash Warm	3 Cell/3 Cir Ground Cyc 2kW	 R302 + R113 H + R113 V		(425)	15
8	BT Back	S4 PARNel 575w	 R65		(108)	16
9	LED DL	ToughPAR Zoom	 N/C		(212)	
10	Warm Back	Star Par CDM WFL 39w	 R302		(89)	14
11	BT Back	S4 PARNel 575w	 R65		(108)	16









**LX 1.5**

U#	Purpose	Type & Acc & Load	Color	Gobo	Chan	Dim
1	Door Special	S4-90° 575w	 L184		(510)	
2	Counting	S4-90° 575w	 R4330	R-33623	(305)	77





**LX 2**

U#	Purpose	Type & Acc & Load	Color	Gobo	Chan	Dim
1	Warm Back	Star Par CDM WFL 39w	 R302		(85)	67
2	BT Back	S4 PARNeI 575w	 R65		(105)	68
3	Mono Cool	S4-50° 575w	 L202	R-77788	(335)	59





**LX 2.5**

U#	Purpose	Type & Acc & Load	Color	Gobo	Chan	Dim
1	Warm Back	Star Par CDM WFL 39w	 R302		(84)	64
2	BT Back	S4 PARNeI 575w	 R65		(104)	63
3	LED DL	ToughPAR Zoom	 N/C		(208)	
4	Warm Front	S4-50° 750w	 L184		(71)	65
5	Cool Front	S4-50° 575w	 L202		(47)	66
6	Mono Warm	S4-50° 575w	 R302	R-78418	(345)	58
7	Warm Back	Star Par CDM WFL 39w	 R302		(86)	69
8	BT Back	S4 PARNeI 575w	 R65		(105)	68



**LX 3**

U#	Purpose	Type & Acc & Load	Color	Gobo	Chan	Dim
1	LED DL	ToughPAR Zoom	 N/C		(204)	
2	Warm Front	S4-50° 750w	 L184		(70)	54
3	Warm Front	S4-50° 750w	 L184		(72)	56
4	LED DL	ToughPAR Zoom	 N/C		(206)	



**LX 3.5**

U#	Purpose	Type & Acc & Load	Color	Gobo	Chan	Dim
1	Warm Back	Star Par CDM WFL 39w	 R302		(81)	43
2	BT Back	S4 PARNel 575w	 R65		(101)	45
3	Warm Back	Star Par CDM WFL 39w	 R302		(83)	42
4	BT Back	S4 PARNel 575w	 R65		(102)	49



**LX 4**

U#	Purpose	Type & Acc & Load	Color	Gobo	Chan	Dim
1	Warm Front	S4-50° 575w	 L184		(67)	34
2	LED DL	ToughPAR Zoom	 N/C		(205)	
3	Warm Front	S4-50° 575w	 L184		(68)	37
4	Warm Back	Star Par CDM WFL 39w	 R302		(82)	39
5	BT Back	S4 PARNel 575w	 R65		(102)	49
6	Warm Front	S4-50° 575w	 L184		(69)	50









**LX 4.5**

U#	Purpose	Type & Acc & Load	Color	Gobo	Chan	Dim
1	Warm Front	S4-50° 750w	 L184		(78)	
2	Warm Front	S4-50° 750w	 L184		(88)	



**LX 5**

U#	Purpose	Type & Acc & Load	Color	Gobo	Chan	Dim
1	LED DL	ToughPAR Zoom	 N/C		(202)	
2	Ending Front	S4-50° 575w	 L184	R-78485	(325)	40

















**LX 6**

U#	Purpose	Type & Acc & Load	Color	Gobo	Chan	Dim
1	Warm Front	S4-50° 750w	 L184		(61)	25
2	Warm Front	S4-36° 750w	 L184		(64)	26
3	I-Cue	S4-36° 750w	 L184		(501)	27
3.1	I-Cue	I-Cue Intelligent Mirror			(501)	
4	Warm Front	S4-50° 750w	 L184		(62)	28
5	Warm Front	S4-36° 750w	 L184		(65)	38
6	I-Cue	S4-36° 750w	 L184		(502)	30
6.1	I-Cue	I-Cue Intelligent Mirror			(502)	
7	Warm Front	S4-36° 750w	 L184		(66)	31
8	Warm Front	S4-50° 750w	 L184		(63)	32








**LX 7**

U#	Purpose	Type & Acc & Load	Color	Gobo	Chan	Dim
1	Ending Front	S4-50° 750w	 L184	R-78485	(321)	19
2	Ending Front	S4-50° 750w	 L184	R-78485	(322)	23






**LX A**

U#	Purpose	Type & Acc & Load	Color	Gobo	Chan	Dim
1	Warm Side	S4 PAR WFL 575w	 R302		(22)	17
2	Cool Side	S4 PAR WFL 575w	 L202		(2)	35
3a	Wall Wash Cool	R40 4 Cir 8' Strip 1.2kW	 L202 + R113 H + R113 V		(401)	52
3b	Wall Wash NC	R40 4 Cir 8' Strip 1.2kW	 R113 H + R113 V		(411)	51
3c	Wall Wash Warm	R40 4 Cir 8' Strip 1.2kW	 R302 + R113 H + R113 V		(421)	62
3d	Wall Wash NC	R40 4 Cir 8' Strip 1.2kW	 R113 H + R113 V		(431)	61
4	Counting	S4-90° 575w	 R4330	R-33623	(301)	33
5	Warm Side	S4 PAR WFL 575w	 R302		(25)	46
6	Ending Side	S4-50° 575w	 R316		(315)	53
7	Cool Side	S4 PAR WFL 575w	 L202		(5)	55
8a	Wall Wash Cool	R40 4 Cir 8' Strip 1.2kW	 L202 + R113 H + R113 V		(403)	72
8b	Wall Wash NC	R40 4 Cir 8' Strip 1.2kW	 R113 H + R113 V		(413)	71
8c	Wall Wash Warm	R40 4 Cir 8' Strip 1.2kW	 R302 + R113 H + R113 V		(423)	82
8d	Wall Wash NC	R40 4 Cir 8' Strip 1.2kW	 R113 H + R113 V		(433)	81
9	Warm Side	S4 PARNel 575w	 R302		(31)	2
10	Cool Side	S4 PARNel 575w	 L202		(11)	1
















**LX B**

U#	Purpose	Type & Acc & Load	Color	Gobo	Chan	Dim
1	Warm Side	S4 PAR WFL 575w	 R302		(22)	17
2	Cool Side	S4 PAR WFL 575w	 L202		(2)	35
3	Ending Side	S4-50° 575w	 R316		(312)	36
4	Warm Side	S4 PAR WFL 575w	 R302		(29)	74
5	Cool Side	S4 PAR WFL 575w	 L202		(9)	75
6	Warm Side	S4 PARNel 575w	 R302		(31)	2
7	Cool Side	S4 PARNel 575w	 L202		(11)	1

**LX C**

U#	Purpose	Type & Acc & Load	Color	Gobo	Chan	Dim
1	Cool Front	S4-50° 575w	 L202		(41)	29
2	Cool Front	S4-50° 575w	 L202		(44)	41
3	Warm Side	S4 PAR WFL 575w	 R302		(25)	46
4	Cool Side	S4 PAR WFL 575w	 L202		(5)	55
5	Cool Front	S4-50° 575w	 L202		(50)	78

**LX D**

U#	Purpose	Type & Acc & Load	Color	Gobo	Chan	Dim
1	Ending Front	S4-50° 750w	 L184	R-78485	(323)	24
2	Cool Front	S4-50° 575w	 L202		(42)	22
3a	Wall Wash Cool	R40 4 Cir 8' Strip 1.2kW	 L202 + R113 H + R113 V		(401)	52
3b	Wall Wash NC	R40 4 Cir 8' Strip 1.2kW	 R113 H + R113 V		(411)	51
3c	Wall Wash Warm	R40 4 Cir 8' Strip 1.2kW	 R302 + R113 H + R113 V		(421)	62
3d	Wall Wash NC	R40 4 Cir 8' Strip 1.2kW	 R113 H + R113 V		(431)	61
4	Cool Front	S4-50° 575w	 L202		(45)	21
5	Counting	S4-90° 575w	 R4330	R-33623	(301)	33
6	Cool Front	S4-50° 575w	 L202		(48)	60
7a	Wall Wash Cool	R40 4 Cir 8' Strip 1.2kW	 L202 + R113 H + R113 V		(403)	72
7b	Wall Wash NC	R40 4 Cir 8' Strip 1.2kW	 R113 H + R113 V		(413)	71
7c	Wall Wash Warm	R40 4 Cir 8' Strip 1.2kW	 R302 + R113 H + R113 V		(423)	82
7d	Wall Wash NC	R40 4 Cir 8' Strip 1.2kW	 R113 H + R113 V		(433)	81
8	Counting	S4-90° 575w	 R4330	R-33624	(303)	70
9	Cool Front	S4-50° 575w	 L202		(51)	80



**PRACTICAL**

U#	Purpose	Type & Acc & Load	Color	Gobo	Chan	Dim
1	PRACTICAL	Practical	<input type="radio"/> N/C		(601)	
2	PRACTICAL	Practical v2	<input type="radio"/> N/C		(602)	
3	PRACTICAL	Practical	<input type="radio"/> N/C		(603)	
4	PRACTICAL	Practical v2	<input type="radio"/> N/C		(604)	
5	PRACTICAL	Practical	<input type="radio"/> N/C		(605)	
6	PRACTICAL	Practical v2	<input type="radio"/> N/C		(606)	
7	PRACTICAL	Practical	<input type="radio"/> N/C		(607)	
8	PRACTICAL	Practical v2	<input type="radio"/> N/C		(608)	
9	PRACTICAL	Practical	<input type="radio"/> N/C		(609)	